

INDEX

<u>S.No.</u>	<u>Contents</u>	<u>Page No.</u>
1.	Preface	2
2.	Syllabus in detail :	
	◆ English	3
	◆ Mathematics	8
	◆ EVS	12
	◆ Hindi	16
	◆ Art & Craft	19
	◆ Pottery	20
	◆ Communication Skills	21

PREFACE

"YOU CANNOT TEACH A CHILD ANY MORE THAN YOU CAN GROW A PLANT. THE PLANT DEVELOPS ITS OWN NATURE. THE CHILD ALSO TEACHES ITSELF. EDUCATION IS THE MANIFESTATION OF THE PERFECTION ALREADY IN MAN" -**SWAMI VIVEKANAND.**

We as facilitators of education have firm faith in this philosophy. Our aim is to guide children to develop and discover themselves as outstanding, self-reliant members of society with right values.

Our innovative, child-centered curriculum has been designed with a view to ignite the curious mind of children and promote wholesome learning. A do-and-learn approach has been adopted which helps children become proactive learners. We have adopted an interdisciplinary approach in order to make learning a stimulating experience. Personal, emotional, physical and social development share equal space with intellectual and cognitive growth.

This syllabus enables children to acquire language proficiency, streamline their chain of thoughts and develop creative imagination. They investigate, observe and explore the environment in greater depth. Numbers are an integral part of our daily routine-hence we lay emphasis on making mathematics meaningful.

The exercises and related activities mentioned in the syllabus enhance the children's learning power and adequately support their development.

MONTH	CONTENT	OBJECTIVES & LEARNING OUTCOMES
APRIL & MAY	<ul style="list-style-type: none"> ❖ Revision of uppercase and lowercase letters. ❖ Identifying first and last sound of the alphabet. ❖ Introducing vowels and consonants ❖ Sight words : a, on, has, is, the, to, of, in, on, his ❖ Reading 2 letter cluster words ❖ Story : The Greedy Dog ❖ Opposite : hungry/full, happy/sad, open/close, sweet/sour ❖ Song : We shall overcome Here we go around the mulberry bush 	<p>Objectives :</p> <ul style="list-style-type: none"> ➤ Introduce and reinforce letter recognition ensuring that the children can identify and differentiate between various letters. ➤ To lay the groundwork for phonemic awareness by introducing basic sounds, initial and last sound recognition. ➤ Enhance the abilities of the children to express them verbally and understand simple instructions. ➤ Focus on recognizing and isolating initial sounds in words, building the foundation for phonemic decoding <p>Learning outcomes : The children will be able to :</p> <ul style="list-style-type: none"> ◆ Write uppercase and lowercase letters with correct formation. ◆ Sort vowel and consonants ◆ Develop a heightened awareness of individual sounds.
JULY	<ul style="list-style-type: none"> ❖ Introduction of 'a' CVC words ❖ Identifying middle sound ❖ Sight words : a, on, put, by, has, is, the, to, of, is, in, on, his, he ❖ Story : The boy who cried wolf ❖ Opposites : fast/slow, here/there, cry/laugh, throw/catch ❖ Song : I am so happy I love the pit pit patter 	<p>Objectives :</p> <ul style="list-style-type: none"> ➤ Introduce new words through interactive and playful activities to broaden their word bank. ➤ Practicing common sight words that appear frequently in early reading, enhancing word recognition and fluency. ➤ Begin to spell simple words phonetically, showcasing an understanding of the connection between sounds and letters.

MONTH	CONTENT	OBJECTIVES & LEARNING OUTCOMES
		<p>Learning outcomes : The children will be able to :</p> <ul style="list-style-type: none"> ◆ Segment 'a' family words ◆ Demonstrate the ability to recognize e and read the sight words. ◆ Read and write 'a' sound CVC words. ◆ Speak few catchy lines from the story
AUGUST	<ul style="list-style-type: none"> ❖ Introduction of 'e' CVC words ❖ Story : The hunter and the pigeons ❖ Opposite : clean / dirty, hard / soft, push / pull give / take, one / many ❖ Sight words : and, saw, for, got, put, her, was, had, him, go, you ❖ Song : If you happy and you know it The more we get together 	<p>Objectives :</p> <ul style="list-style-type: none"> ➤ Encouraging interaction amongst peers to promote language development through conversation, sharing and collaboration. ➤ Develop the skill of blending individual sounds together to form simple words. ➤ Foster an understanding of rhyming words, enhancing phonological awareness and sound discrimination <p>Learning outcomes : The children will be able to :</p> <ul style="list-style-type: none"> ◆ Participate in conversations for language development. ◆ Blend the sounds and read 'a' and 'e' family words . ◆ Enact the story and say a few catchy lines from it.
SEPTEMBER	<ul style="list-style-type: none"> ❖ Recap (a) and (e) CVC words. ❖ Introduction of 'i' CVC words. Comprehension ❖ Story : Three little pigs ❖ Opposite : sink/float, sharp/blunt, good/bad, full/empty ❖ Sight words : Refer Page No. 46 of Read with Roxan 	<p>Objectives :</p> <ul style="list-style-type: none"> ➤ Build a broader vocabulary through exposure of various words encountered during phonic based reading activities. ➤ Promoting effective communication skills. ➤ Cultivate critical thinking and cognitive skills. ➤ Incorporate interactive and playful games that reinforce phonemic skills. <p>Learning outcomes : The children will be able to :</p> <ul style="list-style-type: none"> ◆ Read simple sentences using the sight words.

MONTH	CONTENT	OBJECTIVES & LEARNING OUTCOMES
	<ul style="list-style-type: none"> ❖ Song : It's a small world We are the world 	<ul style="list-style-type: none"> ◆ Uses his/her knowledge of sounds and letters to write words independently. ◆ Narrate stories in their own language.
OCTOBER	<ul style="list-style-type: none"> ❖ Recap (a, e and i) CVC words ❖ Introduction of 'o' CVC words ❖ Opposite : old/new, day/night, push/pull, give/take, one/many, deep/shallow ❖ Sight words : Refer Page No. 46 of Read with Roxan ❖ Song : Catch a falling star Don't worry be happy ❖ Story : The little Red Riding Hood 	<p>Objectives :</p> <ul style="list-style-type: none"> ➤ Foster creativity and imagination by engaging students in simple storytelling activities, enhancing narrative language skills. ➤ Cultivate critical thinking and cognitive skills. ➤ Develop basic comprehension skills including the ability to understand and answer simple questions about the content read. <p>Learning outcomes : The children will be able to : Demonstrate improved verbal communication skills, expressing thoughts and ideas clearly.</p>
NOVEMBER	<ul style="list-style-type: none"> ❖ Recap (a, e, i and o) CVC words. ❖ Introduction of 'u' CVC words, ❖ Story : Goldilocks and the three bears ❖ Introduction to diagraphs ❖ Goldilocks and the 3 bears : Introduction to reading book 1 ❖ Sight words : Refer Page No. 46 of Read with Roxan ❖ Song : Better Together Hakuna Matata 	<p>Objectives :</p> <ul style="list-style-type: none"> ➤ Foster an understanding of rhyming words, enhancing phonological awareness and sound discrimination. ➤ Engage in activities that involve listening and repeating sounds, words and simple phrases to improve auditory processing. <p>Learning outcomes : The children will be able to : ◆ Develop a heightened awareness of individual sounds in words, enabling students to segment and blend sounds. ◆ Demonstrate the ability to recognize and read common sight words, contributing to increased reading fluency.</p>

MONTH	CONTENT	OBJECTIVES & LEARNING OUTCOMES
DECEMBER	<ul style="list-style-type: none"> ❖ Recap (a, e, i, o and u) CVC words. ❖ Introduction to blends ❖ Double letter words (l, r, s) ❖ Concept of a / an ❖ Rhyme : Save water ❖ Story : "The little Red Hen" Introduction to reading book-II ❖ Introducing Consonant blends ❖ Song : Long time ago in Bethlehem Dad is taking us to the Zoo tomorrow 	<p>Objectives :</p> <ul style="list-style-type: none"> ➤ Introduce the concept of breaking words into syllables, promoting the ability to identify and manipulate syllabic components. ➤ Respond appropriately to simple questions, indicating comprehension and the ability to provide relevant information. <p>Learning outcomes : The children will be able to :</p> <ul style="list-style-type: none"> ◆ Identify and break words into syllables enhancing overall decoding and pronunciation skills. ◆ Develop basic comprehension skills including the ability to understand and answer simple questions about the content read.
JANUARY	<ul style="list-style-type: none"> ❖ Introduction of This, That/These, Those ❖ Use of question words what/where/who ? ❖ Rhyme : tick tock says the clock row row row your boat ❖ Sight words : Refer Page No. 46 of Read with Roxan ❖ Vowel Digraphs ❖ Concept of : One /many ❖ Song : Give me oil in my lamp I am ready to go 	<p>Objectives :</p> <ul style="list-style-type: none"> ➤ Develop the skill of blending individual sounds together to form simple words, strengthening the connection between phonemes and reading. <p>Learning outcomes : The children will be able to :</p> <ul style="list-style-type: none"> ◆ Identify and break words into syllables enhancing overall decoding and pronunciation skills. ◆ Develop basic comprehension skills including the ability to understand and answer simple questions about the content read. ◆ Cultivate confidence in approaching new words, fostering a positive attitude towards reading and a sense of accomplishment in decoding new words.

MONTH	CONTENT	OBJECTIVES & LEARNING OUTCOMES
FEBRUARY & MARCH	<ul style="list-style-type: none"> ❖ Recap of the covered concepts. ❖ Vowel Diphthongs ❖ Concept of : This/That ❖ blending and segmenting simple four letter words. ❖ Thank you song ❖ I am on my way 	<p>Objectives :</p> <ul style="list-style-type: none"> ➤ Develop the skill of blending individual sounds together to form simple words, strengthening the connection between phonemes and reading. ➤ Develop their ability to listen attentively and comprehend spoken language aiding overall language understanding. ➤ Display an initial understanding of basic grammatical structures, such as simple sentence construction. <p>Learning outcomes : The children will be able to :</p> <ul style="list-style-type: none"> ◆ Identify and break words into syllables enhancing overall decoding and pronunciation skills. ◆ Develop basic comprehension skills including the ability to understand and answer simple questions about the content read. ◆ Cultivate confidence in approaching new words, fostering a positive attitude towards reading and a sense of accomplishment in decoding new words.

MONTH	CONTENT	LEARNING OBJECTIVES & LEARNING OUTCOMES
APRIL & MAY	<ul style="list-style-type: none"> ◆ Number 1 to 20 ◆ after / before / between ◆ Missing Numbers ◆ Primary colours ◆ Shape - circle ◆ Pre Number concept - big and small 	<p>LEARNING OBJECTIVES :</p> <ul style="list-style-type: none"> ❖ Demonstrate one-to-one correspondence while counting objects. ❖ Associate numbers with quantities through visual representation. ❖ Explore simple comparison, helping the students understand that a group of 10 is more than a group of one. ❖ Introduce basic measurement units. ❖ Identify and name basic two dimensional shapes. ❖ Recognize and name the three primary colours. <p>LEARNING OUTCOMES : The children will be able to :</p> <ul style="list-style-type: none"> ◆ Associate numeral with corresponding quantities. ◆ Engage in interactive games that involve primary colours, promoting hands on learning and reinforcement. ◆ Recognize and name shapes in everyday objects and the environment.
JULY	<ul style="list-style-type: none"> ◆ Number 1 - 30 ◆ What comes after/before/ between ◆ Pre numbers- tall & short ◆ Shape - square ◆ Secondary colours orange 	<p>LEARNING OBJECTIVES :</p> <ul style="list-style-type: none"> ❖ Incorporate hands-on and interactive activities that involve grouping and counting making learning about tens and ones engaging. ❖ Identify the number that comes before and after a given number up to 30. ❖ Use visual aids and manipulative to represent numerical sequences aiding in concrete understanding of what comes after/before/between. ❖ Develop sorting skills by categorizing objects based on their color and engaging the children in matching activities. ❖ Explore and understand that secondary colours are formed by mixing primary colours. <p>LEARNING OUTCOMES : The children will be able to :</p> <ul style="list-style-type: none"> ◆ Classify objects into groups using multiple criteria. ◆ Analyze and make connections between different mathematical concepts.

MONTH	CONTENT	LEARNING OBJECTIVES & LEARNING OUTCOMES
AUGUST	<ul style="list-style-type: none"> ◆ Numbers 1 - 40 ◆ What comes after/before/ between ◆ Secondary Colour : purple ◆ Pre numbers : long/short, same/different ◆ Shape - rectangle 	<p>LEARNING OBJECTIVES :</p> <ul style="list-style-type: none"> ❖ Engage in activities that involve sorting and classifying objects based on simple attributes such as size, shape and color. ❖ Foster mathematical thinking by encouraging students to explore patterns relationships and connection between numbers till 40. ❖ Identifying and naming days of the week in order. ❖ Engage in hands-on activities where students mix primary colours to observe and create secondary colours. <p>LEARNING OUTCOMES : The children will be able to :</p> <ul style="list-style-type: none"> ◆ Engage in simple problem solving activities that involve applying mathematical concepts into real life situations. ◆ Demonstrate an understanding of basic attributes such as size, shape and color. ◆ Engage in art activities using shapes, such as drawing, cutting and creating collage.
SEPTEMBER	<ul style="list-style-type: none"> ◆ Oral 1 - 50 ◆ What comes after/before/ between ◆ Comparing big/small numbers ◆ Colour : green ◆ Shape : triangle ◆ Pre numbers : heavy/light, sink/float, more/less 	<p>LEARNING OBJECTIVES :</p> <ul style="list-style-type: none"> ❖ Foster mathematical thinking by encouraging students to explore patterns relationships and connection between numbers till 50. ❖ Compare and objects based on size length and height. ❖ Identifying and naming months of the year in order. ❖ Explore simple patterns through hands on activities, encouraging students to recognize and create basic sequences. ❖ Encouraging creative expression through art activities that involve using different colours fostering an understanding of color application. <p>LEARNING OUTCOMES : The children will be able to :</p> <ul style="list-style-type: none"> ◆ Engage in simple problem solving activities that involve applying mathematical concepts into real life situations. ◆ Communicate ideas about shapes clearly in both written and oral forms.

MONTH	CONTENT	LEARNING OBJECTIVES & LEARNING OUTCOMES
OCTOBER	<ul style="list-style-type: none"> ◆ Comparison ◆ What comes after/before/ between ◆ Colour : pink ◆ Shape : oval ◆ Pre numbers : full and empty, thick/thin ◆ Number name : 1 - 5 ◆ Small to big numbers (Ascending order) 	<p>LEARNING OBJECTIVES :</p> <ul style="list-style-type: none"> ❖ Arrange a set of numbers in ascending form (small to big) ❖ Engage the students in activities that require them to think logically. ❖ Recognizing and sequencing activities in a typical day. ❖ Develop spatial awareness by recognizing secondary colours in different spatial arrangements (e.g. patterns, pictures). <p>LEARNING OUTCOMES : The children will be able to :</p> <ul style="list-style-type: none"> ◆ Arrange a set of numbers in ascending order. ◆ Express time related concept using appropriate vocabulary such as morning, afternoon, evening and night. ◆ Engage in simple problem solving activities that involve applying mathematical concepts into real life situations. ◆ Arrange and assemble shapes to form simple patterns and designs.
NOVEMBER	<ul style="list-style-type: none"> ◆ Number Name : 5 to 10 ◆ Colour : brown ◆ Shape : cylinder ◆ Descending order : big to small ◆ Time 	<p>LEARNING OBJECTIVES :</p> <ul style="list-style-type: none"> ❖ Arrange a set of numbers in descending (big to small) form. ❖ Classify objects into groups according to secondary color attributes. ❖ Recognizing clocks in common settings, such as home, school and understanding their purpose. ❖ Identify and explore shapes in everyday objects and the surrounding environment to reinforce practical application. <p>LEARNING OUTCOMES : The children will be able to :</p> <ul style="list-style-type: none"> ◆ Arrange the numbers in their descending order. ◆ Use a clock to sequence and understand the order of daily activities.
DECEMBER	<ul style="list-style-type: none"> ◆ Number name : 11 - 15 ◆ Revision 1 - 50 ◆ Shape : cone ◆ Colour : grey 	<p>LEARNING OBJECTIVES :</p> <ul style="list-style-type: none"> ❖ Perform simple addition problems within the range 1 to 10 using manipulative and visual aids. ❖ Understanding the concept of days and dates, associating them with daily activities.

MONTH	CONTENT	LEARNING OBJECTIVES & LEARNING OUTCOMES
	<ul style="list-style-type: none"> ◆ Pre numbers : wide/narrow ◆ Introduction to Addition ◆ Calender 	<ul style="list-style-type: none"> ❖ Participate in interacting games and activities that reinforce secondary color recognition and understanding. ❖ Infuse playfulness into the learning process using games and activities. <p>LEARNING OUTCOMES : The children will be able to :</p> <ul style="list-style-type: none"> ◆ Understand that addition represents combining or putting together. ◆ Memorize and recall basic addition facts up to sum of 10. ◆ Demonstrating the ability to use a simple calendar, such as birthdays, holidays
JANUARY- MARCH	<ul style="list-style-type: none"> ◆ Addition ◆ Number Name 15 - 20 ◆ Introduction to subtraction ◆ Revision of Pre number concepts 	<p>LEARNING OBJECTIVES :</p> <ul style="list-style-type: none"> ❖ Perform simple subtraction problems within the range 1 to 10 using manipulative and visual aids. ❖ Engage the students in activities that require them think logically in different activities. ❖ Integrate playful and interactive activities to make learning enjoyable and memorable. ❖ Foster a deep conceptual understanding of concepts emphasizing the 'why' behind the taught concept. <p>LEARNING OUTCOMES : The children will be able to :</p> <ul style="list-style-type: none"> ◆ Demonstrate awareness of basic measurement concepts in a playful context. ◆ Apply basic problem –solving skill in everyday situation, showcasing logical reasoning and critical thinking. ◆ Collaborate with peers to explore and learn about shapes in a playful environment.

MONTH	CONTENT	LEARNING OBJECTIVES & LEARNING OUTCOMES
APRIL & MAY	<ul style="list-style-type: none"> ◆ Me & My Body ◆ Sense Organs ◆ Good Habits ◆ Personal Hygiene ◆ Summer Season 	<p>LEARNING OBJECTIVES :</p> <ul style="list-style-type: none"> ❖ Recognizing and naming major body parts. ❖ Understanding the five senses. ❖ Learning basic personal hygiene. ❖ Recognizing simple healthy habits. ❖ Identifying and expressing basic emotions. ❖ Learning about personal safety rules. <p>LEARNING OUTCOMES : The children will be able to :</p> <ul style="list-style-type: none"> ◆ Demonstrate the understanding of five senses. ◆ Develop and practice basic personal hygiene habits. ◆ Demonstrate awareness of healthy habits. ◆ Understand basic safety rules to protect their bodies and personal space. ◆ Develop a positive self concept and express a basic understanding of themselves.
JULY	<ul style="list-style-type: none"> ◆ Family ◆ Home – different rooms and their uses ◆ Safety at home and on road ◆ Importance of health and hygiene ◆ Rainy Season 	<p>LEARNING OBJECTIVES :</p> <ul style="list-style-type: none"> ❖ Understanding basic family roles and relationships within immediate and extended family. ❖ Inculcate social values and respect for the family members. ❖ Identify and discuss key features of their home. ❖ Awareness about the importance of safety at home <p>LEARNING OUTCOMES : The children will be able to :</p> <ul style="list-style-type: none"> ◆ Engage in activities that foster a connection between verbal expression and visual representation of family members. ◆ Share simple stories or experience related to their family. ◆ Sort objects related to different rooms of a house. ◆ Understand the steps how to keep safe at home.

MONTH	CONTENT	LEARNING OBJECTIVES & LEARNING OUTCOMES
AUGUST	<ul style="list-style-type: none"> ◆ My school ◆ Safety at school ◆ Good manners at school ◆ Safety Reminders ◆ Our helpers 	<p>LEARNING OBJECTIVES :</p> <ul style="list-style-type: none"> ❖ Becoming familiar with the school layout, including classrooms, playground and common rooms in the school. ❖ Learning and following basic school rules. ❖ Awareness about safety rules in the school. ❖ Understanding the roles and responsibilities of different community helpers. ❖ Developing basic safety awareness and understanding hoe community helpers contribute to safety in the community. <p>LEARNING OUTCOMES : The children will be able to :</p> <ul style="list-style-type: none"> ◆ Recognize the sequence of a typical school day. ◆ Develop social skills by interacting positively with classmates.(sharing, taking turns) ◆ Recognize the tools and equipments used by different helpers. ◆ Participate in role play activities to mimic the actions of community helpers.
SEPTEMBER	<ul style="list-style-type: none"> ◆ Plants What does plant need to grow ◆ Things we get from plants ◆ Care for plants 	<p>LEARNING OBJECTIVES :</p> <ul style="list-style-type: none"> ❖ Recognize and name the main parts of a plant, such as root, stem, leaves, flowers and fruits and recognize basic needs of a plant and comprehend how these factors contribute to plants growth. ❖ Learn about the life cycle of a plant including germination, growth, reproduction and how plants change over time. ❖ Discover various types of plants and understand their differences. ❖ Discovering things we get from plants. ❖ Instill a sense of responsibility by teaching how to care for plants. <p>LEARNING OUTCOMES : The children will be able to :</p> <ul style="list-style-type: none"> ◆ Develop the ability to observe and recognize different parts of a plant and express an awareness of the essential needs of plants. ◆ Arrange and sequence the life cycle of a plant.

MONTH	CONTENT	LEARNING OBJECTIVES & LEARNING OUTCOMES
		<ul style="list-style-type: none"> ◆ Engage in simple plant related activities showcasing the ability to follow instructions and actively participate in learning experiences. ◆ Exhibit a sense of responsibility by participating in plant care activities.
OCTOBER	<ul style="list-style-type: none"> ◆ Animals and their habitat ◆ Young ones ◆ Food they eat ◆ How animals help us 	<p>LEARNING OBJECTIVES :</p> <ul style="list-style-type: none"> ❖ Recognize and categorize animals into basic groups such as pet/farm/wild and water animals. ❖ Familiarize with names of common animals with their habitat and associate sounds enhancing auditory recognition skills. ❖ Explore fundamental characteristics of animals including fur, scales, number of legs fostering an understanding of diversity. ❖ Explore how animals have specific features and behaviors that help them survive in their habitats. <p>LEARNING OUTCOMES : The children will be able to :</p> <ul style="list-style-type: none"> ◆ Demonstrate the ability to identify and name different animals, showcasing recognition skills and vocabulary development. ◆ Categorize animals into basic groups and tell about their habitat. ◆ Understanding the basic life cycle of animals including birth, growth, reproduction and aging. ◆ Participate in interactive activities such as role-playing and storytelling to reinforce understanding and interest in animals.
NOVEMBER	<ul style="list-style-type: none"> ◆ Birds and Insects ◆ Habitat ◆ Food they eat ◆ Body parts ◆ Life cycle 	<p>LEARNING OBJECTIVES :</p> <ul style="list-style-type: none"> ❖ Recognize and name common birds and insects emphasizing their distinctive features and body structure. ❖ Learning about their different habitat. ❖ Understanding the basic life cycle of birds and insects including birth, growth, reproduction and aging. <p>LEARNING OUTCOMES : The children will be able to :</p> <ul style="list-style-type: none"> ◆ Demonstrate the ability to identify and name different animals, showcasing recognition skills and vocabulary development.

MONTH	CONTENT	LEARNING OBJECTIVES & LEARNING OUTCOMES
		<ul style="list-style-type: none"> ◆ Identifying and associate sounds with specific birds and insects developing auditory discrimination skills. ◆ Express an understanding of fundamental birds and insect anatomy, describing body segments wings, antennae, thorax, feathers etc.
DECEMBER	<ul style="list-style-type: none"> ◆ Different Means of transport ◆ Traffic signs and symbols ◆ Safety on road ◆ Winter Season 	<p>LEARNING OBJECTIVES :</p> <ul style="list-style-type: none"> ❖ Identify different modes of transport. ❖ Understanding transportation purpose. ❖ Differentiating between land/water and air transport. ❖ Explore traffic signs and symbols. ❖ Difference between public and private transport. <p>LEARNING OUTCOMES : The children will be able to :</p> <ul style="list-style-type: none"> ◆ Learn fundamental pedestrian traffic rules emphasizing safety when crossing roads and being near roadways. ◆ Identify basic signs and symbols promoting awareness of safety rules. ◆ Recognize emergency vehicles and understand their importance. ◆ Participate in imaginative play fostering creativity and understanding of different scenarios involving vehicles.
JANUARY- MARCH	<ul style="list-style-type: none"> ◆ Our solar system ◆ Our planet Earth ◆ Spring Season 	<p>LEARNING OBJECTIVES :</p> <ul style="list-style-type: none"> ❖ Recognize and name the eight planets of the solar system. ❖ Learn basic characteristic of planets such as size and colour. ❖ Recognize earth as a planet and understand its position in the solar system. ❖ Grasp the idea of day and night cycle. <p>LEARNING OUTCOMES : The children will be able to :</p> <ul style="list-style-type: none"> ◆ Develop a basic vocabulary related to space. ◆ arrange planets in order based on their ◆ engage in simple art projects to represent the solar system, fostering creativity and hands on learning.

मास	विषय - सूची	सीखने के परिणाम
अप्रैल और मई	<ul style="list-style-type: none"> ❖ स्वर और व्यंजन गान का परिचय ❖ अ-ऊ का मौखिक अभ्यास ❖ कहानी - कछुआ और खरगोश 	<ul style="list-style-type: none"> ❖ स्वर और व्यंजनों का मौखिक परिचय । ❖ सही उच्चारण का अभ्यास ❖ कविता तथा कहानी के माध्यम से श्रवण शक्ति को सशक्त करना । ❖ बच्चे अक्षर गाने सही उच्चारण के साथ गाने में सक्षम हो जाएंगे । ❖ बच्चे अपने शब्दों में कविता सुनने वह कहानी बोलने में सक्षम हो जाएंगे ।
जुलाई	<ul style="list-style-type: none"> ❖ क वर्ग : क-ङ तक का मौखिक व लिखित अभ्यास ❖ च वर्ग च-ज तक का मौखिक व लिखित अभ्यास ❖ दो अक्षर के शब्दों का पठन 	<ul style="list-style-type: none"> ❖ स्वर और व्यंजनों का मौखिक अभ्यास स्वर और व्यंजन गान द्वारा । ❖ सही उच्चारण का अभ्यास ❖ लेखन कला में वृद्धि अभ्यास द्वारा ❖ कविता तथा कहानी के माध्यम से श्रवण शक्ति को सशक्त करना । ❖ बच्चे सही उच्चारण के साथ व्यंजन गाने में सक्षम हो जाएंगे । ❖ बच्चे क वर्ग व च वर्ग का मौखिक और लिखित अभ्यास करने में सक्षम हो जाएंगे ।
अगस्त	<ul style="list-style-type: none"> ❖ ट वर्ग : ट-ण तक का मौखिक व लिखित अभ्यास ❖ त वर्ग : त-न तक का मौखिक व लिखित अभ्यास ❖ कविता - पानी बरसा छम-छम..... ❖ कहानी - लोभी कुत्ता 	<ul style="list-style-type: none"> ❖ व्यंजनों का परिचय एवं अभ्यास ❖ सही उच्चारण का अभ्यास ❖ लेखन कला में वृद्धि अभ्यास द्वारा ❖ कविता तथा कहानी के माध्यम से श्रवण शक्ति को सशक्त करना । ❖ बच्चे सही उच्चारण के साथ व्यंजन गाने में सक्षम हो जाएंगे ।

मास	विषय - सूची	सीखने के परिणाम
	<ul style="list-style-type: none"> ❖ तीन अक्षर के शब्दों का पठन 	<ul style="list-style-type: none"> ❖ बच्चे ट वर्ग और त वर्ग का मौखिक व लिखित अभ्यास करने में सक्षम हो जाएंगे । ❖ बच्चे अपने शब्दों में कविता सुनने वह कहानी बोलने में सक्षम हो जाएंगे । ❖ बच्चे तीन अक्षर के शब्दों का मौखिक और लिखित अभ्यास करने में सक्षम हो जाएंगे ।
सितम्बर	<ul style="list-style-type: none"> ❖ प वर्ग प-म, य, र, ल, व तक का मौखिक व लिखित अभ्यास ❖ चार अक्षर के शब्दों का पठन 	<ul style="list-style-type: none"> ❖ व्यंजनों का परिचय एवं अभ्यास ❖ सही उच्चारण का अभ्यास ❖ लेखन कला में वृद्धि अभ्यास द्वारा ❖ व्यंजनों का सही क्रम का ज्ञान ❖ बच्चे दो, तीन अक्षरों के शब्दों का मौखिक अभ्यास करने में सक्षम हो जाएंगे ❖ बच्चे चार अक्षर के शब्दों का मौखिक और लिखित अभ्यास करने में सक्षम हो जाएंगे । ❖ बच्चे अपने शब्दों में कविता सुनने वह कहानी बोलने में सक्षम हो जाएंगे ।
अक्टूबर	<ul style="list-style-type: none"> ❖ व्यंजन : श, स, ह ❖ कविता - लाला जी ने केला खाया ❖ कहानी - बंदर और टोपी वाला ❖ दो, तीन व चार अक्षरों के शब्दों का पठन ❖ आ मात्रा का परिचय 	<ul style="list-style-type: none"> ❖ व्यंजनों का क्रमबद्ध अभ्यास ❖ पढ़ने का अभ्यास ❖ बच्चे आ की मात्रा के शब्दों का मौखिक और लिखित अभ्यास करने में सक्षम हो जाएंगे । ❖ बच्चे दो, तीन व चार अक्षर के शब्दों का मौखिक अभ्यास करने में सक्षम हो जाएंगे । ❖ बच्चे अपने शब्दों में कविता सुनने वह कहानी बोलने में सक्षम हो जाएंगे ।

मास	विषय - सूची	सीखने के परिणाम
नवम्बर	<ul style="list-style-type: none"> ❖ इ, ई मात्रा का परिचय । ❖ सरल वाक्यों का मौखिक अभ्यास 	<ul style="list-style-type: none"> ❖ बच्चे इ, ई का मौखिक व लिखित अभ्यास करने में सक्षम हो जाएंगे । ❖ शब्दावली में वृद्धि ❖ शब्द मिलाकर पढ़ने का अभ्यास ❖ बच्चे सही उच्चारण के साथ व्यंजन गाने में सक्षम हो जाएंगे । ❖ बच्चे दो, तीन व चार अक्षरों के शब्दों का मौखिक अभ्यास करने में सक्षम हो जाएंगे । ❖ बच्चे अपने शब्दों में कविता सुनने वह कहानी बोलने में सक्षम हो जाएंगे ।
दिसम्बर	<ul style="list-style-type: none"> ❖ उ, ऊ मात्रा का परिचय । ❖ (अ-अं) स्वरों का मौखिक व लिखित परिचय । ❖ उ, ऊ मात्रा का परिचय । ❖ कहानी - सारस और लोमड़ी ❖ वाक्य पठन । 	<ul style="list-style-type: none"> ❖ बच्चे उ, ऊ का मौखिक व लिखित अभ्यास करने में सक्षम हो जाएंगे । ❖ स्वरों तथा व्यंजनों का पुनः अभ्यास ❖ शब्दावली में वृद्धि ❖ बच्चे दो, तीन व चार अक्षर के शब्द पढ़ने में सक्षम हो जाएंगे । ❖ बच्चे सरल वाक्य पढ़ने में सक्षम हो जाएंगे । ❖ बच्चे अपने शब्दों में कविता सुनने वह कहानी बोलने में सक्षम हो जाएंगे ।
जनवरी- मार्च	<ul style="list-style-type: none"> ❖ करवाई गई मात्राओं का पुनराभ्यास । ❖ (अ-अः) स्वरों का मौखिक व लिखित अभ्यास । ❖ अ-ऊ तक करवाई गई मात्राओं का पुनराभ्यास । 	<ul style="list-style-type: none"> ❖ बच्चे आ-ऊ तक से बनने वाले शब्द पढ़ने में सक्षम हो जाएंगे । ❖ शब्दावली में वृद्धि एवं व्यंजनों का क्रमबद्ध अभ्यास ❖ बच्चे दो, तीन व चार अक्षर के शब्दों का मौखिक और लिखित अभ्यास करने में सक्षम हो जाएंगे । ❖ बच्चे आ-ऊ तक से बनने वाले शब्द पढ़ने में सक्षम हो जाएंगे । ❖ शब्दों को मिलाकर पढ़ने का अभ्यास

ART AND CRAFT

MONTH	ART	MONTH	CRAFT
APRIL & MAY	◆ Sunshine Painting	APRIL & MAY	❖ Face mask puppet ❖ Mother's Day Craft
JULY	◆ My family	JULY	❖ Paper folding house ❖ Umbrella
AUGUST	◆ Helper Tools	AUGUST	❖ Independence Day Craft
SEPTEMBER	◆ Leaf Art ◆ Fruits & Vegetables	SEPTEMBER	❖ Grandparents Day Craft
OCTOBER	◆ Paper crumblig art	OCTOBER	❖ Gandhi Jayanti Craft
NOVEMBER	◆ Thumb Printing Animals ◆ Easy animal drawing	NOVEMBER	❖ Halloween Craft
DECEMBER	◆ Birds & insects drawing	DECEMBER	❖ Christmas Craft
JANUARY	◆ National Symbols drawing	JANUARY	❖ Republic Day Craft
FEBRUARY & MARCH	◆ Tearing & Pasting	FEBRUARY & MARCH	❖ Solar System Craft


POTTERY

MONTH	CONTENT
APRIL & MAY	<ul style="list-style-type: none"> ♦ Rolling clay into balls, snakes and coils ♦ flattening, pinching and pressing clay ♦ Making simple shapes
JULY	<ul style="list-style-type: none"> ♦ Clay house ♦ Clay figures (mom, dad, teacher)
AUGUST	<ul style="list-style-type: none"> ♦ Doctor's stethoscope ♦ National flag
SEPTEMBER	<ul style="list-style-type: none"> ♦ Carrot, tomato, pea pods ♦ apple, banana, grapes (adding small details like leaves and stem)
OCTOBER	<ul style="list-style-type: none"> ♦ Cat, lion, elephant ♦ Diya for Diwali
NOVEMBER	<ul style="list-style-type: none"> ♦ Snail, tortoise, octopus
DECEMBER	<ul style="list-style-type: none"> ♦ Simple car and wheels ♦ Basic boat ♦ Airplane with clay parts
JANUARY- MARCH	<ul style="list-style-type: none"> ♦ Sun, moon, earth ♦ Alien

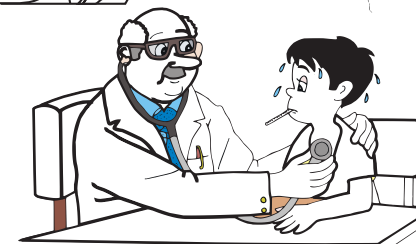
COMMUNICATION SKILLS

MONTH	CONTENT
APRIL & MAY	<p>Q.1. What is your name ? Ans. My name is</p> <p>Q.2. How old are you ? Ans. I am years old.</p> <p>Q.3. What is your address ? Ans. My address is</p> <p>Q.4. What is your father/mother phone number ? Ans. My father/mother phone number is,</p> <p>Q.5. Name a few facial body parts ? Ans. Eyes, nose, lips, chin, cheeks.</p> <p>Q.6. What do we do with our legs ? Ans. We walk with our legs.</p> <p>Q.7. How many sense organs do we have ? Ans. We have 5 sense organs.</p> <p>Q.8. Name the sense organs ? Ans. Eyes, Nose, Skin, Tongue, Ears.</p> <p>Q.9. Which sense organ helps you to see ? Ans. My eyes helps me to see.</p> <p>Q.10. Which body part helps you to smell ? Ans. Nose helps us to smell.</p> <p>Q.11. What type of clothes we wear during summer season ? Ans. We wear cotton clothes during summer season.</p>

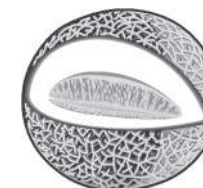







MONTH	CONTENT
	<p>Q.12. Name few things we use in summer season ? Ans. We use fan, umbrella, sunglasses, hat, airconditioner</p> <p>Q.13. Which fruit do you enjoy eating in the summer ? Ans. Watermelon / mangoes</p>
JULY	<div data-bbox="452 427 1366 1423"> <p>Q.1. What are the different rooms in your home ? Ans. bedroom room, living room, kitchen, bathroom.</p> <p>Q.2. Name few things we see in a bedroom ? Ans. bed, pillow, window, curtain.</p> <p>Q.3. Where does Mumma cook food ? Ans. Mumma cooks' food in the kitchen.</p> <p>Q.4. Where do we take bath ? Ans. We take bath in the bathroom.</p> <p>Q.5. What are the types of family ? Ans. Big and small family.</p> <p>Q.6. Is your family big and small ? Ans. My family is</p> <p>Q.7. What do you use when you go out in rain ? Ans. I use an umbrella.</p> <p>Q.8. Which bird dances in the rainy season. Ans. A peacock dances in the rainy season.</p> <p>Q.9. What colour clouds you see in the rainy season ? Ans. I see black colour clouds.</p> <p>Q.10. What are the colours of a rainbow ? Ans. Violet, indigo, blue, green, yellow, orange and red.</p> </div> 





MONTH	CONTENT
AUGUST	<p>Q.1. Who makes cakes and pastries for you ? Ans. A baker bakes cakes and pastries.</p> <p>Q.2. Who cuts your hair ? Ans. A barber cuts our hair.</p> <p>Q.3. Who mends your shoes ? Ans. A cobbler mends our shoes.</p> <p>Q.4. Can you name our health helpers ? Ans. Doctors and nurse are our health helpers.</p> <p>Q.5. Who looks after health of the animals. Ans. A Vet looks after health of the animals.</p> <p>Q.6. Who build our house ? Ans. A mason builds our house.</p> <p>Q.7. Who give us medicines ? Ans. A chemist gives us medicines.</p> <p>Q.8. Which helper puts out the fire ? Ans. A firefighter puts out the fire.</p> <p>Q.9. Who sell vegetables ? Ans. A green grocer sells vegetables.</p> <p>Q.10. Who repair the leaking taps of our house ? Ans. A plumber repairs the leaking taps of our house.</p> <p>Q.11. Who treats you when you have a toothache ? Ans. Dentist</p> <p>Q.12. What is the name of your principal ? Ans. Ms. Geeta Kapur Ma'am</p> <p>Q.13. What is the name of your school ? Ans. The name of my school is Pragati Public School</p>



MONTH	CONTENT
	<p>Q.14. What is the name of your country ? Ans. Our country name is India.</p> <p>Q.15. Name the capital of India ? Ans. The capital of India is New Delhi.</p> <p>Q.16. Who is the Prime Minister of India ? Ans. Shri Narendra Modi is the Prime minister of our country.</p> <p>Q.17. Who is the President of India ? Ans. Smt. Draupti Murmu is the president of India.</p> <p>Q.18. Who is the Chief Minister of Delhi Ans. Smt. Rekha Gupta</p>
SEPTEMBER	<p>Q.1. Which part of the plant we cannot see ? Ans. Roots</p> <p>Q.2. Name the few underground vegetables. Ans. Potato, ginger, raddish.</p> <p>Q.3. Name the few pulpy fruits ? Ans. Mango, banana</p> <p>Q.4. Name few citrus fruits. Ans. Orange, sweet lime</p> <p>Q.5. Name plants with a soft stem. Ans. Mint, Tulsi</p> <p>Q.6. Which part of plant is sweet to smell ? Ans. Flowers</p> <p>Q.7. Name the fruit which has one big seed ? Ans. Mango</p>


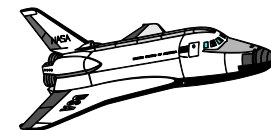



MONTH	CONTENT
	<p>Q.8. Which vegetable is called the king of the vegetables ? Ans. Brinjal is the king of vegetables.</p> <p>Q.9. Name the National food of India ? Ans. Khichdi</p> <p>Q.10. Name the National sweet of India ? Ans. Jalebi</p> <p>Q.11. Name the vegetables which grow under the soil Ans. Turnip, potato, radish, sweet potato, carrot grows under the soil.</p> <p>Q.12. Name the vegetables which grow on the stem of the plant. Ans. Cucumber, brinjal, tomato, ladyfinger, capsicum and green chillies</p> <p>Q.13. Name the leafy vegetables ? Ans. Spinach, mint, fenugreek are leafy vegetables.</p> <p>Q.14. What all does a plant need to grow ? Ans. Air, light, water, soil, space</p> <p>Q.15. Name the National Vegetable of India ? Ans. Pumpkin</p>    
OCTOBER	<p>Q.1. Who is the king of jungle ? Ans. Lion is the king of jungle.</p> <p>Q.2. What is Jim Corbett Park famous for ? Ans. It is famous for tigers.</p> <p>Q.3. Name the animal which carries baby in its pouch ? Ans. A Kangaroo carries baby in its pouch.</p> <p>Q.4. Which is the tallest animal ? Ans. Giraffe is the tallest animal.</p>

MONTH	CONTENT
	<p>Q.5. Name few pet animals. Ans. Cat, dog, rabbit, fish.</p> <p>Q.6. Name few wild animals. Ans. Lion, tiger, zebra</p> <p>Q.7. Name few farm animals. Ans. Horse, goat, sheep</p> <p>Q.8. Name few water animals. Ans. Octopus, fish, dolphin.</p> <p>Q.9. Name the animal that hop ? Ans. Rabbit, Kangaroo and Frog are the animals that hop.</p> <p>Q.10. Name the animal which has a hump on its back ? Ans. The camel has a hump on its back.</p>  
NOVEMBER	<p>Q.1. Name few birds you see in your surroundings. Ans. pigeon, crow, sparrow, parrot peacock.</p> <p>Q.2. How do birds fly ? Ans. Birds fly with their wings</p> <p>Q.3. How do birds eat ? Ans. Birds eat with their beak.</p> <p>Q.4. Which is the smallest bird ? Ans. Humming bird</p> <p>Q.5. Which bird lays the biggest egg. Ans. Ostrich</p> <p>Q.6. Where do birds live ? Ans. Birds live in the nest.</p>  

MONTH	CONTENT
	<div data-bbox="450 172 1099 212">Q.7. Name the birds that cannot fly.</div> <div data-bbox="450 225 714 260">Ans. Ostrich</div> <div data-bbox="450 272 972 312">Q.8. Name the king of birds</div> <div data-bbox="450 325 694 365">Ans. Eagle</div> <div data-bbox="450 378 954 414">Q.9. Name the wisest bird.</div> <div data-bbox="450 427 663 462">Ans. Owl</div> <div data-bbox="450 475 1115 512">Q.10. Which bird can mimic humans?</div> <div data-bbox="450 525 701 561">Ans. Parrot</div> <div data-bbox="450 574 931 611">Q.11. Name a few insects.</div> <div data-bbox="450 624 1079 663">Ans. Ant, ladybird, butterfly, spider</div> <div data-bbox="450 676 1207 716">Q.12. Name the different parts of an insect.</div> <div data-bbox="450 729 1310 769">Ans. Head, thorax, abdomen along with six legs.</div> <div data-bbox="450 780 1314 817">Q.13. What do the insect do with their antennae ?</div> <div data-bbox="450 829 1321 869">Ans. It helps the insects to smell, touch and taste</div> <div data-bbox="450 882 1019 919">Q.14. Which insect has 8 legs ?</div> <div data-bbox="450 932 887 968">Ans. Spider has 8 legs</div> <div data-bbox="1545 199 1818 399" data-label="Image"> </div> <div data-bbox="1256 406 1482 651" data-label="Image"> </div> <div data-bbox="1585 753 1818 930" data-label="Image"> </div>
DECEMBER	<div data-bbox="450 1027 1016 1067">Q.1. Name any land transport.</div> <div data-bbox="450 1080 842 1117">Ans. Car, bus, truck</div> <div data-bbox="450 1129 1037 1169">Q.2. Name any water transport.</div> <div data-bbox="450 1182 878 1222">Ans. Boat, ship, yacht</div> <div data-bbox="450 1233 987 1273">Q.3. Name any air transport.</div> <div data-bbox="450 1286 1391 1326">Ans. Aeroplane, helicopter, parachute, hot air balloon</div> <div data-bbox="450 1339 1305 1375">Q.4. Name the vehicles which have two wheels.</div> <div data-bbox="450 1388 947 1425">Ans. Bicycle, scooter, bike</div> <div data-bbox="1500 1056 1944 1362" data-label="Image"> </div>

MONTH	CONTENT
	<p>Q.5. Name the fastest means of transport. Ans. Air transport</p> <p>Q.6. Name the vehicles which have 3 wheels. Ans. Auto, tricycle</p> <p>Q.7. Where do trains run ? Ans. Trains run on tracks</p> <p>Q.8. What can you see on a railway station ? Ans. Platform, train, track, porter, passenger, luggage</p> <p>Q.9. What can you see on the airport Ans. boarding pass, runway,bagscanner,flight ticket ,airhostess, pilot</p> <p>Q.10. Name few emergency vehicles and their phone numbers. Ans. Ambulance : 102 Police Van : 112 Fire Truck : 101</p>
JANUARY- MARCH	<p>Q.1. Name all the things you see in the sky. Ans. sun, moon, star,</p> <p>Q.2. Which planet is closest to the sun. Ans. Mercury</p> <p>Q.3. Name the red planet. Ans. Mars</p> <p>Q.4. Name the planets whose rings are biggest and the brightest. Ans. Saturn</p> <p>Q.5. Name the blue planet. Ans. Earth</p> <p>Q.6. Name the hottest planet. Ans. Venus</p>



MONTH	CONTENT
	<p>Q.7. Name the largest planet of our solar system.</p> <p>Ans. Jupiter</p> <p>Save Earth Pledge :</p> <p>I will eat all of my food to reduce waste.</p> <p>Turn off the water tap when I brush my teeth.</p> <p>I will take short shower.</p> <p>I will turn off lights and fan, when I leave the room.</p> <p>I will not litter my surroundings.</p> <p>I will pick up the trash in the park.</p> <p>Name the National Symbols</p> <p>Flower - lotus</p> <p>bird - peacock</p> <p>game - hockey</p> <p>tree - banyan</p> <p>animal - tiger</p>