



PRAGATI PUBLIC SCHOOL
SESSION: 2024 – 25
HOLIDAY HOMEWORK
CLASS: VII

THEME – THE MUSICAL JOURNEY OF SOCIAL MEDIA

The Roots of Education are bitter, but the fruit is sweet...



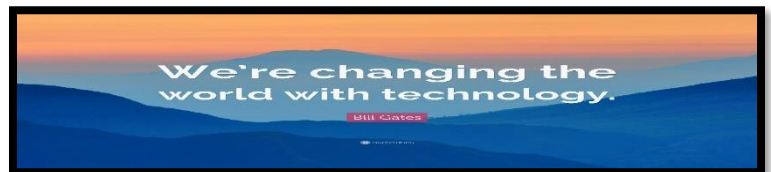
Dear Students and Parents,


The Summer Break Lasts A Long Time.

The long summer break is a great opportunity to spend quality time together as a family. Holiday homework provides the perfect opportunity to keep their "school brain" ticking over, and keeps them challenged and stimulated. The summer vacation is an excellent opportunity to stay at home, take care of your health, practice good hygiene habits and spend quality time with your family. So here we go flip flopping into the summer vacation with an interesting schedule. Kindly guide your child and encourage them to do the activities independently, bit by bit through the vacation. We wish our little ones a great and safe vacation!

Summer Tips to be followed:

- “A healthy mind resides in a healthy body”- Pay attention to your health, go for morning and evening walks, drink lots of water, avoid the consumption of junk food, eat healthy and stay healthy.
- Open your mind for reading newspapers, novels, blogs and stories that will help you in increasing your vocabulary.
- Indulge yourself into activities like cooking, singing, dancing, aerobics, cycling, trekking, swimming, art and craft, river rafting and gardening. And share your experience with your family and friends.
- Spend quality time with your grandparents and parents, talk to them regarding their experience of school.





1. Design an eye-catching poster emphasizing on the importance of social media in our lives. Focus more on graphics, colors, design and content. The poster has to be made on A 3 size sheet.

2. Unveiling the power of media:

Write a slogan emphasizing the negative and positive aspects of social media. You can choose either positive or negative effect.

Material: A3 Size sheet.

3. Poetry in Motion

Create an acrostic poem on do's and don'ts of Social media.

4. Make a display card on (A4 size).

a. Use on A4 size poster sheet of green, yellow or light blue colour.

b. Paste the picture of any one of the following authors- Rabinder Nath Tagore, Ruskin Bond, O' Henry and William Shakespeare. Below it provides the following information about the author.

1. Date of birth 2. Popular works 3. Awards received

5. Make a collage of Major Women authors of 19th century . Why women authors used to write with a 'PEN NAME '? Find out one such author and write about her. • Read a book of your choice and write a review including: 1. Title 2. Main characters 3. Plot 4. Theme

Analyzing Growth Rates:

Research the growth rates of popular social media platforms over the years and create graphs to visualize the data. (ROLL NO- 1 -20)

Statistical Analysis: Conduct surveys or gather data on social media usage among different age groups or demographics. (ROLL NO- 21 -40)

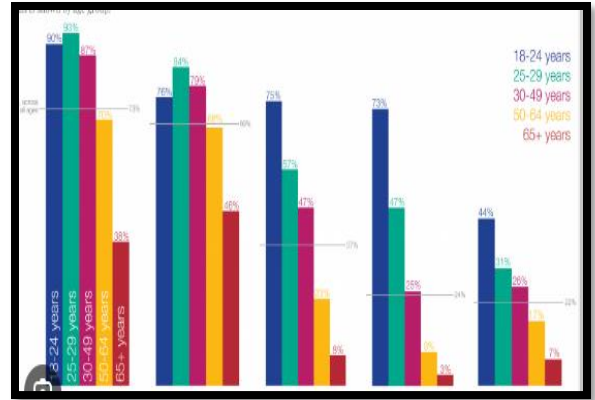
Calculate the total number of posts, likes, shares, or comments for each topic.

Determine the average engagement rate for each topic.

Network Analysis: Study the network structure of social media platforms by analyzing friend/follower networks.

Time Management: Calculate the amount of time spent on social media each day by an average user and compare it to other activities.

Use 3-d model of Single/ Double bar graph to represent your data/ survey. (For showing time management and network structure use Scrap book)



2. Design the logo of various social media platforms (like whatsapp, snap chat , facebook, instragam) and find its area and perimeter.

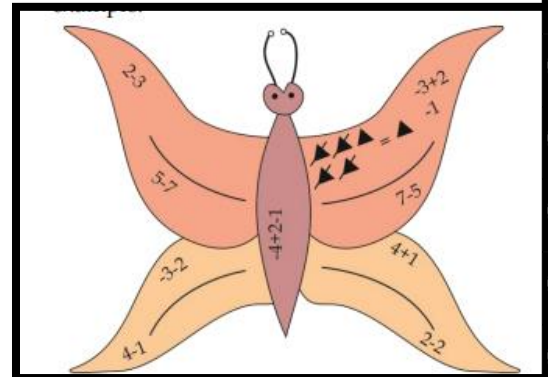
3. Make the butterfly beautiful

Description: Draw butterfly as shown in sample.

1. Use red colour for negative integer and green colour for positive integer.

2. For every integer, use one geometrical figure.

3. Complete the design of butterfly wings as shown in example.



ROLL NO. 21-30

III: Time to Look at Waste as a Resource

To tackle the twin problems of climate change and resource scarcity, we need to embrace circular economy – an economy based on reusing discarded goods as raw material. Create a Working Model on Waste Management and Recycling Techniques through the principles of reuse, recycle, reimagine, rethink, redesign, and remanufacture.

Reference Link - <https://www.youtube.com/watch?v=80C8IYQ11YY>

ROLLNO 31-40

CREATE PODCAST WITH YOUR FAMILY MEMBER ABOUT USE OF FUEL

IV: Fossil Fuels and Climate Change

Research and create a Brochure on the topic "Fossil Fuels and Climate Change" that explains how the burning of fossil fuels contributes to global warming and the impact of climate change on the environment.

. Use images, charts, and graphs to make the brochure visually appealing and informative.

• Additionally, suggest a few simple steps that individuals can take to reduce their carbon footprint and help combat climate change.

Reference Link - <https://twitter.com/ict201becker/status/1359736798784589830/photo/1>

Q1. Prepare hibiscus petal juice/turmeric paste to make a natural indicator at home. Classify the common household acidic and basic materials using the indicators prepared by you. Paste your photograph showing the change in the colour of the indicator of at least 1 material.

Q2 Observe the different physical and chemical changes around you at home. You can use areas of kitchen ,living room and your garden for observations . Now classify them as physical and chemical change . Example: cooking of food, glowing of bulb etc. Write at least six changes each.

Q3. June 5 is marked as WORLD ENVIRONMENT DAY, a day set aside since 1974 to promote “worldwide awareness and action for the protection of our environment”. Make a poster on the same.



1. Write slogan emphasizing the negative and positive aspects of social media. You can choose either positive or negative effect.

Please write the slogans on A3 size sheet in neat handwriting.

2. Make social media icons from popular social media platforms like Facebook, Instagram, Twitter, Snapchat, etc.

(Material required - Charts, cardboard, colours)

Roll no. 1-5 - Facebook

Roll no. 6-10 - Instagram

Roll no. 11-15 - Twitter

Roll no. 16-20 - Snapchat

Roll no. 21-25 - WhatsApp

Roll no. 26-30 - Telegram


Roll no. 31-36 - Moj

3. Learn and Revise your syllabus of Periodic Assessment -1

Ch - Environment

Ch - New Kings and Kingdoms

Ch - On Equality



- 1- पाँच जीव जंतुओं के चित्र लगाकर उनके नाम संस्कृत में लिखिए। (पुस्तिका में)
- 2- भारत के किसी एक दर्शनीयस्थल का चित्र लगाकर उसी विषय पर संस्कृत में एक अनुच्छेद लिखिए, अथावा कोई एक कथा/कहानी संस्कृत में लिखिए। (ए 4 रंगीन शीट में)
- 3- श्रीमद्भगवद्गीता के कोई अर्थ सहित (ए 3 शीट पर) लिखकर याद कीजिए।
(अवकाश के उपरान्त कक्षा में सुना जाएगा)
- 4- अव्ययों का प्रयोग करते हुए दस वाक्य संस्कृत में लिखकर अव्यय शब्द रेखांकित कीजिए। (पुस्तिका में)
- 5 - व्याकरण की पुस्तक में दिए गए चित्रवर्णन में से तीन चित्रवर्णन पूर्ण कीजिए। (पुस्तिका में)

Happy Holidays
To You

